

SONANCE

PS-S63T

PROFESSIONAL SERIES SURFACE MOUNT SPEAKER

PROFESSIONAL SERIES

From Sonance, the company that created the architectural audio category comes a range of professional loudspeakers that set a new benchmark in sound quality and aesthetics for commercial environments.

Sonance Professional Series includes a range of In-Ceiling, Pendant and Surface Mount Speakers that deliver unequalled fidelity, extremely low distortion, wide dispersion and a smooth power response. The range also shares consistent voicing, ensuring seamless sonic integration when used together throughout a space.

Sonance Professional Series PS-S63T Surface-Mount Speaker features the Patented FastMount® bracket and front cable connection to speed up the installation process and provide a clean appearance.

The IPX4 rated construction features a weatherproof high-impact, extreme temperature resistant cabinet and corrosion-proof powder coated aluminum grille, lending itself perfectly in both indoor and outdoor applications.

A high-excursion 6.5" polypropylene woofer delivers effortless low bass extension, even at high volumes, while the chambered 1" soft dome tweeter provides accurate high-end detail and exceptional coverage.

Additionally, the Sonance PS-S63T is certified for is certified for UL 1480 (UEAY) and 2239.

Available in either black or white (paintable).

FEATURES AND BENEFITS

PERFORMANCE

- Class-leading sensitivity & sonic performance
- Exceptional off-axis response
- Heavy-duty voice coil for longevity and reliability
- Full-fidelity transformer for uncompromised 70V/100V tonality
- Consistent voicing across product range

AESTHETICS

- Clean and minimalistic design
- Available in black or white (paintable)

INSTALLATION

- FastMount® bracket system for easy installation
- Front-located cable connector and tap selector
- Connector and tap selector cover
- Corrosion-resistant powder coated aluminum grille

APPLICATIONS

- Shopping Malls, Retail Spaces & Showrooms
- Restaurants, Bars & Lounges
- Galleries, Museums & Amusement Parks
- Casinos, Convention Centers & Hotels
- Houses of Worship & Educational Facilities
- Sporting Facilities
- Marinas, Piers & Wharfs



BLACK OR WHITE OPTION



FRONT-MOUNTED TERMINAL CONNECTION

SONANCE

TECHNICAL SPECIFICATIONS

LOUDSPEAKER	49Hz - 25kHz
Frequency Range (-10dB)	65Hz - 20kHz
Frequency Range (-3dB)	120 Watts Continuous Program Power
Power Capacity	60 Watts Continuous Pink Noise
Nominal Sensitivity	88dB
Nominal Coverage Angle	90 degrees x 90 degrees coverage
Directivity Factor (Q)	6.5
Directivity (DI)	7.9dB
Rated Maximum SPL	108dB @ 1 meter (3.3 feet) average, 116dB peak
Rated Impedance	8 Ohms nominal, 6 Ohms minimum
Transformer Taps	70V: 60W, 30W, 15W and 7.5W 100V: 60W, 30W and 15W
Crossover Point	2750Hz
Overall Dimension	12.14" Height x 7.51" Width x 6.86" Depth (309mm x 191mm x 174mm)
Net Weight	11.43 lbs (5.18kg) each
Shipping Weight	31.26 lbs (14.18kg) pair
Unit of Measure	Pair
Color	Black or White
Grille	Powder Coated Aluminum Friction Fit

TRANSDUCERS

LF Driver	6.5" (165mm) Polypropylene Cone, Butyl Rubber Surround
HF Driver	1" (25mm) Cloth Dome, Ferrofluid cooled

ENCLOSURE

Input Connectors	Front-mounted four pin, Euroblock with loop output connections
Safety Agency	UL 1480, UL 2239, NFPA 70
Mounting Bracket:	U-Bracket with Sonance FastMount
Environmental & UV:	Conforms to MIL-STD-810 for humidity, salt spray, temperature, IEC 529 IPX4 splash-proof rating



PS-S63T (White)
SKU# 40144



PS-S63T (Black)
SKU# 40149

ACCESSORIES

INCLUDED ACCESSORIES

- Euroblock Connector x 2
- FastMount Bracket x 2
- Terminal Cover x 2
- Grille x 2

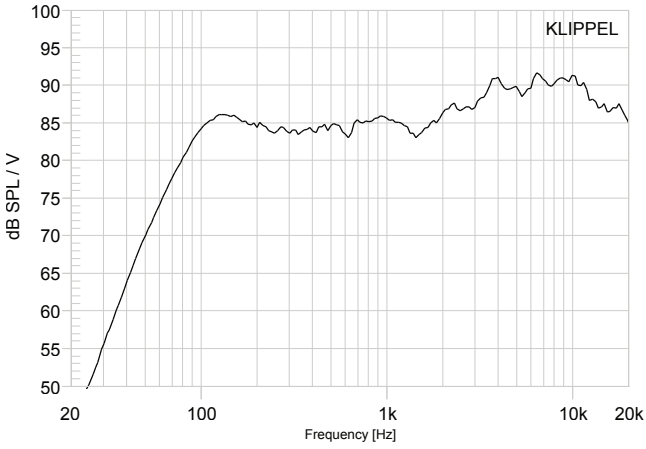
OPTIONAL ACCESSORIES

- Replacement Round Grille White (pair) | 40164
- Replacement Round Grille Black (pair) | 40165

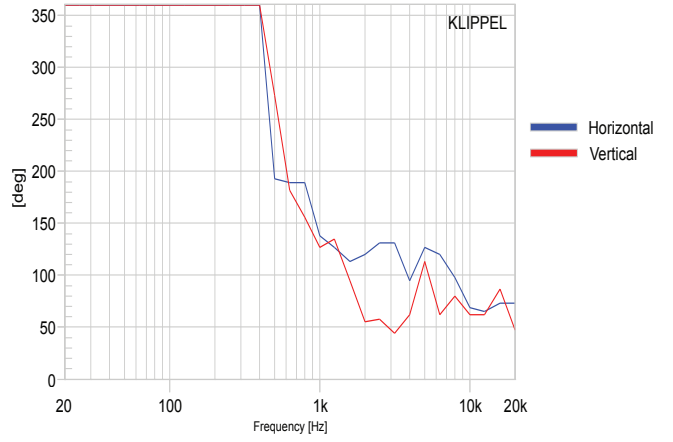
SONANCE

PERFORMANCE MEASUREMENTS

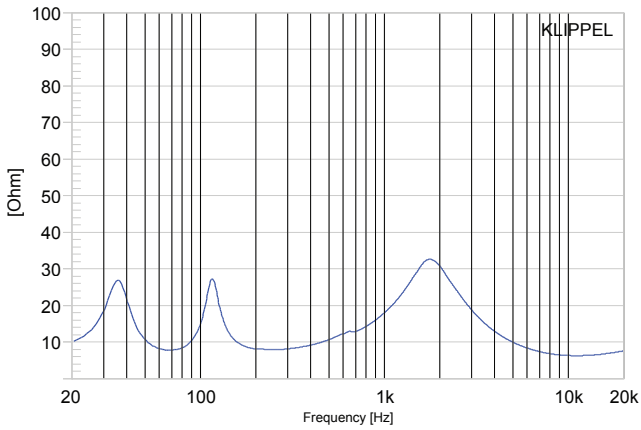
1 METER ON AXIS FREQUENCY RESPONSE



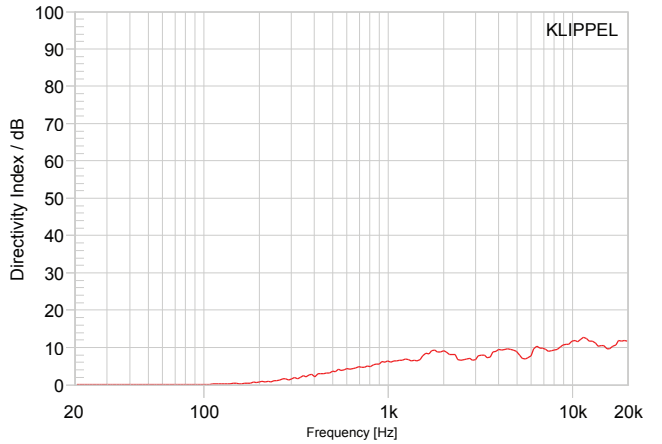
BEAMWIDTH VS FREQUENCY



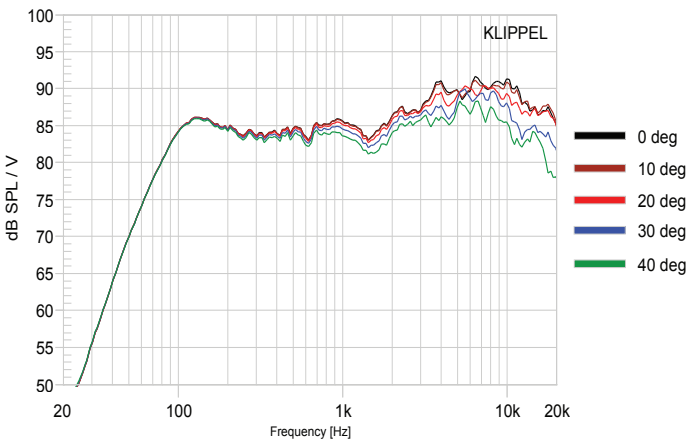
IMPEDANCE VS FREQUENCY



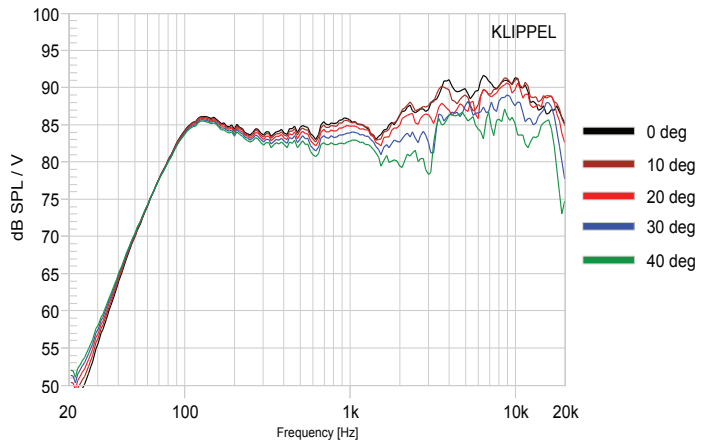
DIRECTIVITY INDEX VS FREQUENCY



1 METER HORIZONTAL FREQUENCY RESPONSE



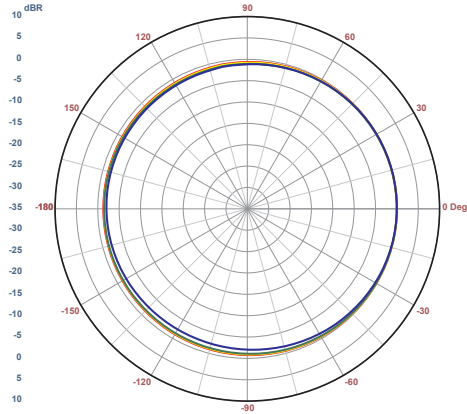
1 METER VERTICAL FREQUENCY RESPONSE



SONANCE

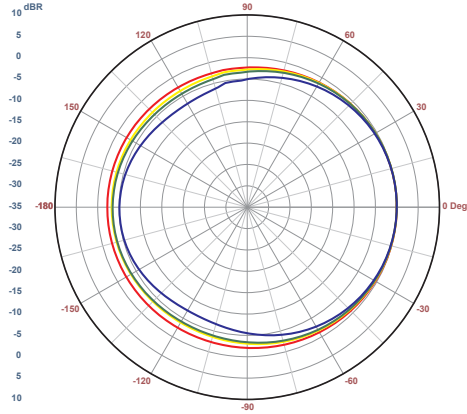
POLAR PLOTS (1/3 OCTAVE)

RATIO VS ANGLE



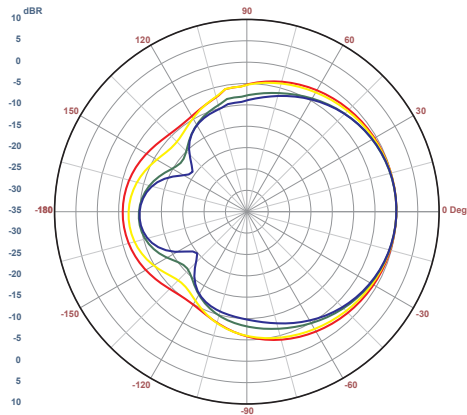
Curve	Freq	BW	Q	DI
—	100.00	360	1.0	0.0
—	125.00	360	1.0	0.0
—	160.00	360	1.0	0.0
—	200.00	360	1.0	0.0

RATIO VS ANGLE



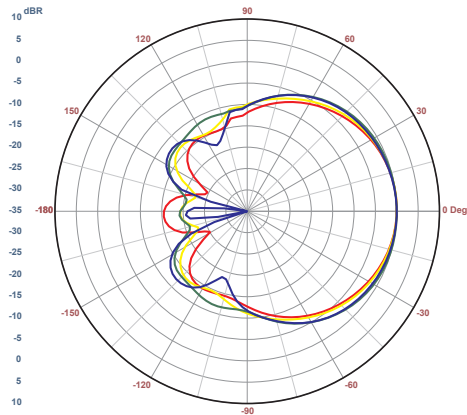
Curve	Freq	BW	Q	DI
—	250.00	360	1.0	0.0
—	315.00	360	1.0	0.0
—	400.00	360	1.0	0.0
—	500.00	193	1.9	2.7

RATIO VS ANGLE



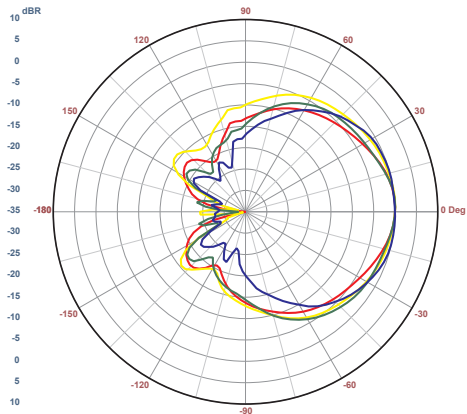
Curve	Freq	BW	Q	DI
—	630.00	189	1.9	2.8
—	800.00	189	1.9	2.8
—	1.00K	138	2.6	4.2
—	1.25K	127	2.8	4.5

RATIO VS ANGLE



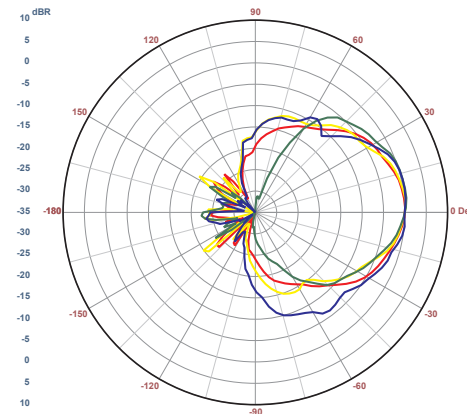
Curve	Freq	BW	Q	DI
—	1.60K	113	3.2	5.0
—	2.00K	120	3.0	4.8
—	2.50K	131	2.7	4.4
—	3.15K	131	2.7	4.4

RATIO VS ANGLE



Curve	Freq	BW	Q	DI
—	4.00K	95	3.8	5.8
—	5.00K	127	2.8	4.5
—	6.30K	120	3.0	4.8
—	8.00K	98	3.7	5.6

RATIO VS ANGLE

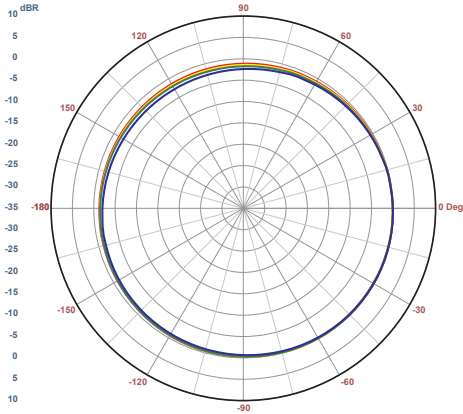


Curve	Freq	BW	Q	DI
—	10.00K	69	5.2	7.2
—	12.50K	65	5.5	7.4
—	16.00K	73	4.9	6.9
—	20.00K	73	4.9	6.9

SONANCE

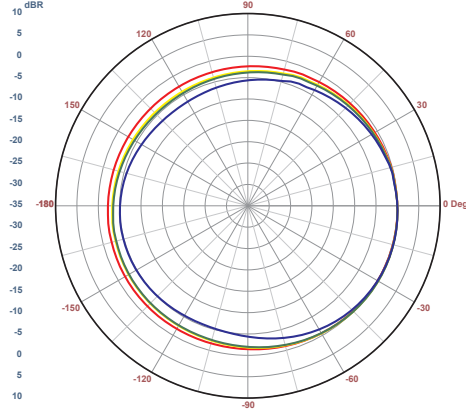
POLAR PLOTS (1/3 OCTAVE)

RATIO VS ANGLE



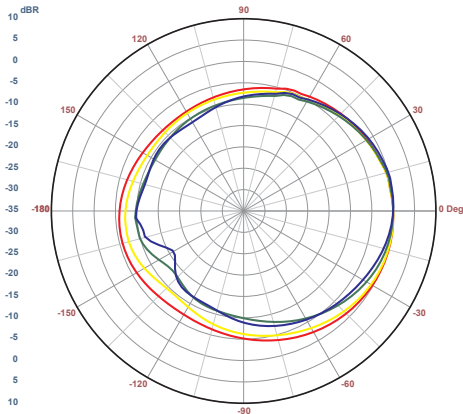
Curve	Freq	BW	Q	DI
Red	100.00	360	1.0	0.0
Yellow	125.00	360	1.0	0.0
Green	160.00	360	1.0	0.0
Blue	200.00	360	1.0	0.0

RATIO VS ANGLE



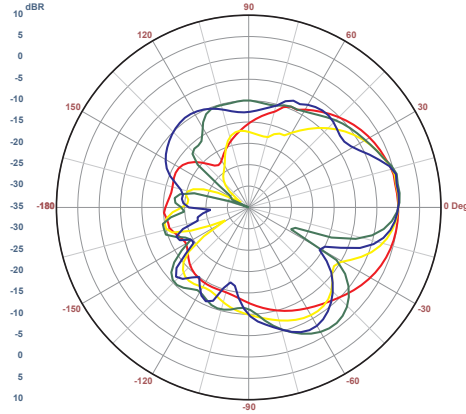
Curve	Freq	BW	Q	DI
Red	250.00	360	1.0	0.0
Yellow	315.00	360	1.0	0.0
Green	400.00	360	1.0	0.0
Blue	500.00	273	1.3	1.2

RATIO VS ANGLE



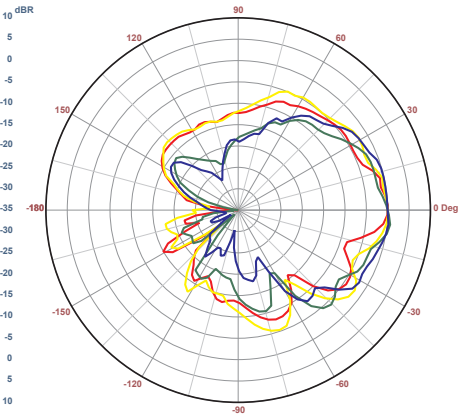
Curve	Freq	BW	Q	DI
Red	630.00	182	2.0	3.0
Yellow	800.00	156	2.3	3.6
Green	1.00K	127	2.8	4.5
Blue	1.25K	135	2.7	4.3

RATIO VS ANGLE



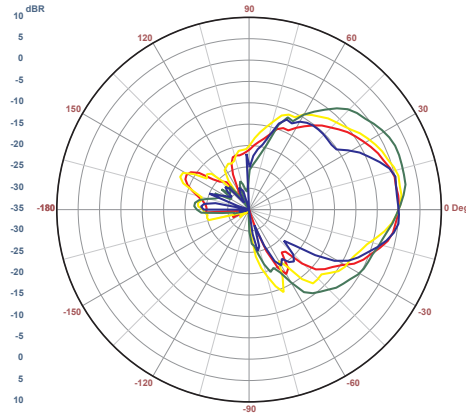
Curve	Freq	BW	Q	DI
Red	1.60K	95	3.8	5.8
Yellow	2.00K	55	6.6	8.2
Green	2.50K	58	6.2	7.9
Blue	3.15K	44	8.3	9.2

RATIO VS ANGLE



Curve	Freq	BW	Q	DI
Red	4.00K	62	5.8	7.7
Yellow	5.00K	113	3.2	5.0
Green	6.30K	62	5.8	7.7
Blue	8.00K	80	4.5	6.5

RATIO VS ANGLE



Curve	Freq	BW	Q	DI
Red	10.00K	62	5.8	7.7
Yellow	12.50K	62	5.8	7.7
Green	16.00K	87	4.1	6.2
Blue	20.00K	47	7.6	8.8

SONANCE

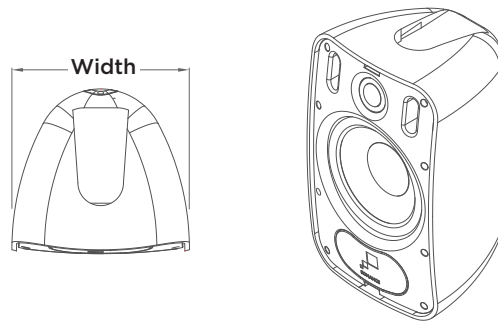
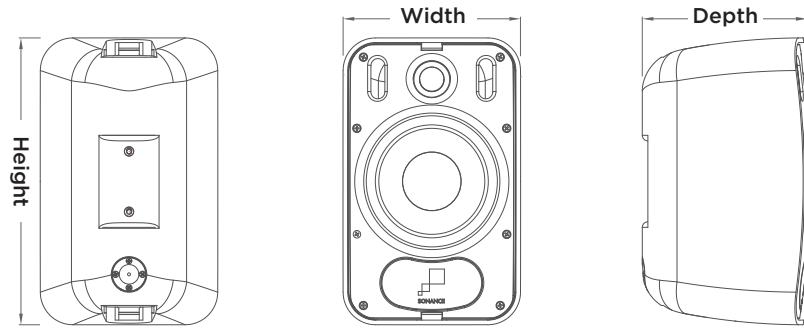
DIMENSIONAL SKETCHES SPECIFICATIONS

PS-S63T Loudspeaker

Height: 12.14" (308mm)

Width: 7.51" (191mm)

Depth: 6.86" (174mm)



S6 Mounting Bracket

Height: 12.657" (322mm)

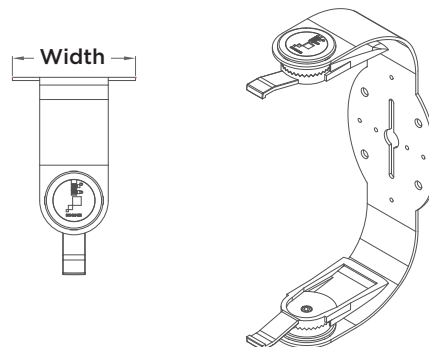
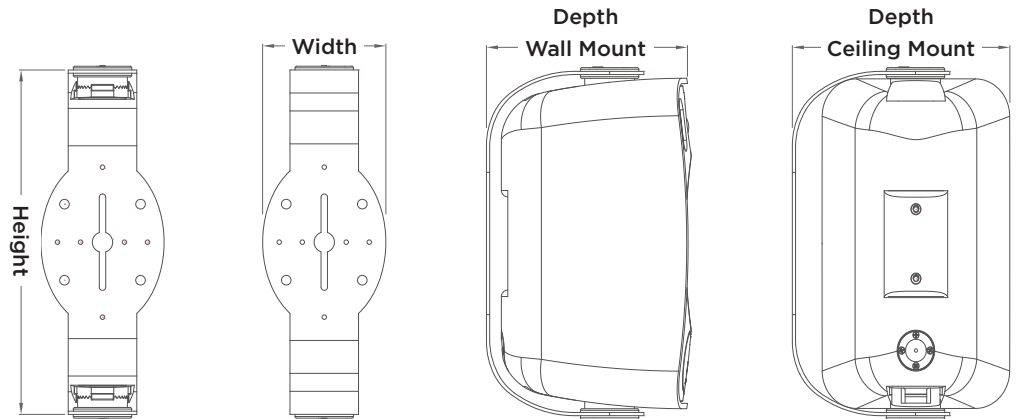
Width: 4.527" (115mm)

Depth Wall Mount:

7.48" (190mm)

Depth Ceiling Mount:

8.268" (210mm)



SONANCE

ASSOCIATED PRODUCTS

IN-CEILING SPEAKERS

PS-C43RT In-Ceiling Speaker	40130
PS-C63RT In-Ceiling Speaker	40131
PS-C83RT In-Ceiling Speaker	40132
PS-C83RWT In-Ceiling Speaker	40133

PENDANT SPEAKERS

PS-P43T Pendant Speaker White	40134
PS-P63T Pendant Speaker White	40135
PS-P83T Pendant Speaker White	40136
PS-P83WT Pendant Speaker White	40137
PS-P43T Pendant Speaker Black	40138
PS-P63T Pendant Speaker Black	40139
PS-P83T Pendant Speaker Black	40140
PS-P83WT Pendant Speaker Black	40141

SURFACE MOUNT SPEAKER

PS-S43T Surface Mount Speaker White	40142
PS-S53T Surface Mount Speaker White	40143
PS-S83T Surface Mount Speaker White	40145
PS-S83WT Surface Mount Speaker White	40146
PS-S43T Surface Mount Speaker Black	40147
PS-S53T Surface Mount Speaker Black	40148
PS-S83T Surface Mount Speaker Black	40150
PS-S83WT Surface Mount Speaker Black	40151

DSP AMPLIFIER

Sonamp DSP 2-750 Amplifier	93095
----------------------------	-------

ARCHITECTURAL SPECIFICATIONS

The loudspeaker shall be of the two-way type comprising a single surface-mount injection-molded ABS enclosure containing one 6.5" (165mm) polypropylene cone, butyl rubber surround low frequency transducer and one coaxially mounted 1" (25mm) cloth dome, chambered ferrofluid cooled high frequency transducer. It shall utilize a powder coated corrosion-resistant aluminum grille with friction-fit. Frequency range shall be 65Hz - 20KHz (-3dB). Total power handling shall be 60 Watts continuous pink noise and 120 Watts program. Sensitivity measured with 2.83 volts input at 1 meter on axis averaged between 65Hz - 20KHz shall be 88dB. The unit shall be supplied with a line-matching transformer suitable for 100 volt or 70 volt with a front-mounted control allowing user selectable power taps of 60W, 30W, 15W, and 7.5W (70V) and an 8 Ohm bypass. The speaker shall include a FastMount bracket that allows for a full 180° of pivot while keeping the speaker less than 1" from the mounting surface. Wire shall be terminated on the front of the enclosure via a four-pin Euroblock connector with loop-through and fed through a Protected Access Connection Terminal. The system shall be certified for UL 1480 (UEAY) and UL 2239 and conform to MIL-STD-810 for humidity, salt spray, temperature and UV IEC 529 and meet or exceed an IPX4 splash proof rating. External dimensions shall be 12.14" Height x 7.51" Width x 6.86" Depth (308mm x 191mm x 174mm). The total enclosure shall weigh 5 lbs. (2.27 kg) per unit. It shall share consistent voicing with other form factors and sizes within its product family so as to provide continuity of sonic signature when combined within a project. The loudspeaker shall be the Sonance Professional Series PS-S63T. No other system shall be acceptable unless the above combined performance specifications are equaled or exceeded.

SONANCE

SAFETY AGENCY COMPLIANCE

Sonance Professional Series Surface Mount Speaker are compliant with:

UL 1480 (UEAY)

Standard For Safety For Speakers for Fire Alarm, Emergency, and Commercial and Professional Use.

NFPA 70

2002 National Electrical Code

ENVIRONMENTAL AND UV

Conforms to Mil Spec 810 for humidity, salt spray, temperature, IEC 529 IP-X4 splash-proof rating.



TECHNICAL ASSISTANCE AND SERVICE

The Technical Assistance Department at Sonance is available at (949) 492-7777 to answer any questions concerning the operation and installation of your speakers between the hours of 7:00 AM and 5:00 PM Pacific time, Monday through Friday, except holidays.

In the event your unit should need repair or service, you may return the unit to your authorized dealer or use the following guidelines:

PLEASE KEEP ORIGINAL PACKAGING WHEN POSSIBLE.

1. Be prepared to state the model number and / or serial number, date of purchase, and dealer's name and address when calling.
2. Contact Sonance directly at (949) 492-7777 or at www.sonance.com. **YOU MUST HAVE PRIOR AUTHORIZATION TO RETURN YOUR UNIT.**
3. If you are returning the product directly to Sonance, call us to obtain a return authorization number before shipping.
4. Ship the product via United Parcel Service, Federal Express, or other package delivery service. Please do not use the U.S. Postal Service.
5. Include the return authorization number on the shipping label.
6. Ship to:

Attn: Quality Assurance Department,
RMA#(include RMA number here)
Sonance
11016 Mulberry Ave.
Suite B
Fontana, CA 92337

SONANCE

WARRANTY, REMEDY, EXCLUSIONS AND LIMITATIONS (USA ONLY)

LIMITED WARRANTY

Sonance warrants this product to the original purchaser to be free from defects in material and workmanship, under normal use and conditions, for a period of five (5) years from the date of original purchase as shown on the invoice. The foregoing exclusive warranty gives you specific legal rights, and you may have other rights, which vary from state to state. This warranty applies exclusively to the original purchaser.

The exclusive warranty does not apply and is ineffective if:

1. The invoice fails to establish that the product was purchased from an authorized Sonance dealer or distributor;
2. The product was subjected to misuse, neglect, accident, or improper installation.
(Damage to the product was caused by accident, abuse or misuse);
3. The product was modified, altered, or repaired by unauthorized personnel; or
4. The unit was not used as described in the installation and operating instructions.

EXCLUSIVE REMEDY

Sonance agrees, at its option during the five (5) year warranty period, to repair any defect in material or workmanship or to furnish an equal product in exchange without charge to the purchaser, subject to the verification of the defect and proof of the date of purchase.

WARRANTY EXCLUSIONS AND DAMAGE LIMITATIONS

The exclusive warranty set forth above is in lieu of all other warranties, express or implied, including without limitation the implied warranties of merchantability and fitness for a particular purpose, which are expressly disclaimed. In no event, and under no circumstances or legal or equitable theory, shall Sonance be liable or responsible for any direct or indirect damages, consequential damages, loss, or injury, including without limitation, personal injury, bodily injury, property damage, emotional distress, death, real property or personal property damage, business interruption, costs of delay or lost profits arising from the product, whether based upon warranty, contract, negligence, strict product liability or other theory.

SONANCE

©2020 Sonance. All rights reserved. Sonance is a registered trademarks of Dana Innovations. Due to continuous product improvement, all features and specifications are subject to change without notice. For the latest Sonance product specification information visit our website at www.sonance.com.

SONANCE • 991 Calle Amanecer • San Clemente, CA 92673 USA
PHONE: (949) 492-7777 • FAX: (949) 361-5151 • Technical Support: (949) 492-7777 • www.sonance.com
04.22.2020